

AlphaSmart®

Projects



Donna Ventura, M.A.

Ventura Educational Systems

910 Ramona Avenue, Suite E

P.O. Box 425

Grover Beach, CA 93433

(805) 473-7383 Main Office

(805) 473-7385 FAX

(800) 336-1022 Sales and Information

www.venturaes.com

AlphaSmart Projects

AlphaSmart Projects

A collection of classroom activities to help teachers and students get the most out of the AlphaSmart portable keyboard.

Activities designed by: Donna Ventura, M.A.
Contributing Authors: Fred Ventura, Ph.D.
Marne Ventura, M.A.
Editor: Greg Parks

This manual and software are ©1999 by Ventura Educational Systems. AlphaSmart®, AlphaSmart® Pro and AlphaSmart® 2000 are trademarks of Intelligent Peripheral Devices, Inc. AppleWorks and ClarisWorks are trademarks of Apple Computer. Microsoft Works is a trademark of Microsoft Corporation. Macintosh is a trademark licensed by Apple Computer.

Copyright Notice

This product is intended for use by individuals and schools. The purchaser is entitled to use this product but not to transfer or sell reproductions of the software product or manual to other parties.

The software and manual are copyrighted by Ventura Educational Systems. All rights and privileges guaranteed by the copyright laws of the United States are reserved.

Legitimate Usage of AlphaSmart Projects

As a legitimate owner of AlphaSmart, you are entitled to keep a backup copy of the files provided on the disk accompanying this product. The files are not copy-protected. Use the installation program to transfer the files on the original disk to another disk. Instructions on how to make a copy can be found in the Owner's Manual that came with your computer.

Please do not give or trade copies of this product to others. Only the original purchaser is entitled to use the product. Giving or trading copies of the files or activity pages is not permitted. Printed material that contains reproductions of the clip-art drawings included on the disk distributed with this product may be reproduced for educational purposes only and may not be sold or used in material which is to be sold.

AlphaSmart Projects

Table of Contents

Introducing the AlphaSmart

Quick Reference.....	8
Keyboarding Skills	11
Phonics Skills	13

All About Me

Lesson Guide	20
Warm Up.....	22
Name Poem.....	24
Important Events in My Life	26
A Day in My Life.....	28
Share Your Expertise	30
Very Important Person.....	32

Tales from Here and Now

Lesson Guide	34
Warm Up.....	36
Alliteration Poem.....	38
Circus Craze	40
Animal Fun.....	42
Describe Me	44

Animals and Their Habitats

Lesson Guide	46
Warm Up.....	48
Cozy Climate.....	50
Peculiar Characters	52
Research Paper	56
Animal Chatter.....	58
Story Time - Fable	60




Table of Contents

Orbiting with Astronauts

Lesson Guide	62
Warm Up.....	64
Planet Life	66
Cloning an Alien	68
Designing a Spaceship.....	71
Story Time.....	74

Traveling Around the World

Lesson Guide	76
Warm Up.....	78
Postcard Greetings	80
Explorers long Ago	81
A Way of Life.....	82
Population and Growth.....	86
Continents	88
Story Time.....	92




Use this key to turn your AlphaSmart on or off.

The AlphaSmart memory is organized into 8 files. Use the keys labeled FILE 1 through FILE 8 to select a section of memory.



Most of the keys on the AlphaSmart 2000 are just like a regular computer keyboard, but some of the keys have special functions. This chart will help you remember the function of each special key.



If your AlphaSmart is connected directly to a printer, you can press the PRINT key to make a hard copy of your writing.



SPELL CHECK is a new feature available in the AlphaSmart 2000 model. Press the SPELL CHECK key to check the spelling of all the words in the current file. If a word is found that is not in the 70,000 word dictionary, alternate words or spellings are suggested. Press the up and down arrow keys to select an alternate word or press the space bar to leave the word unchanged.

The FIND key is used to locate a word in the current file. To use this feature, press the find key and enter the word you wish to find. To look just in the current file press return. To look in all files press OPTION RETURN. After the word is found you can continue looking for more occurrences of the word by pressing COMMAND-G. Press the ESCAPE key to stop using the FIND function.



To erase all the text in the open file press the CLEAR FILE key. The prompt 'Are you sure you want to delete all the data in this file? (y/n)' will appear. Press y to continue or n to cancel.



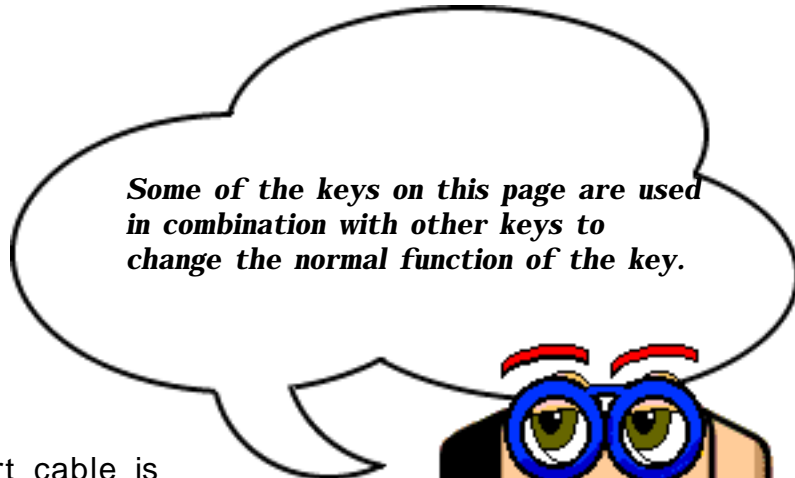
The HOME key will move the cursor to the beginning of the open file and the END key will move the cursor to the end of the file.





When the AlphaSmart cable is attached to your AlphaSmart, information in the open file can be sent to any program running on your computer that will accept text. Information can also be sent through the infrared port.

The DELETE key is used to backup and erase text. Press this key if you make an error or if you want to change some of the text that you have typed.



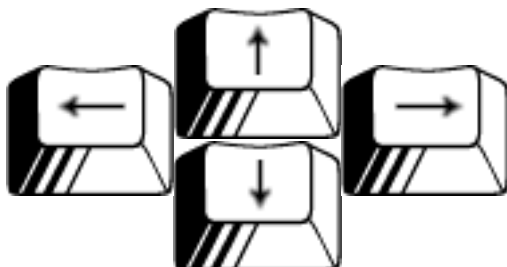
Some of the keys on this page are used in combination with other keys to change the normal function of the key.



The RETURN key is used to designate the end of a line or to insert a blank line.



The SHIFT key is used to type uppercase letters. Notice that on your keyboard the number keys and some of the other keys on the right side have symbols on the top of the key. Use the shift key to type these symbols. To use the shift key, hold the key down while typing the other key.



The arrow keys are used to move the cursor in four directions. Move left, right up or down to edit your text or make corrections.

Part A: Clear FILE 1. Type each sentence into FILE 1. Connect your AlphaSmart to the printer. Press the PRINT key to print FILE 1. Circle each noun with a short a, and underline each verb with a short a.

short a



type each sentence

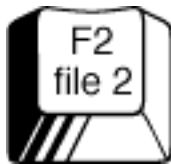


print FILE1 on printer

A

1. The boy hit the ball with the bat.
2. The girl mowed the grass.
3. The ant sat on a blade of grass.
4. The glass is on the shelf.
5. My hand is sore.
6. The cap is red.
7. That cat has bad manners.
8. The dog has five black spots.
9. The pan is on the stove.
10. She wore a mask.

Part B: Clear FILE 2. Type the short a word and a rhyming word for each picture. Connect your AlphaSmart to the printer. Press the PRINT key to print FILE 2.




type the word and an adjective



print FILE 2 on printer

B



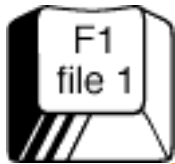




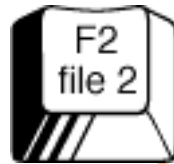
2.

Clear FILE 1 and FILE 2 on your AlphaSmart. If the word for each picture has a short e vowel sound, type the word into FILE 1. If the word for the picture does not have a short e sound, type the word in FILE 2.

short e



short e sounds



not short e sounds

A.



B.



C.



D.



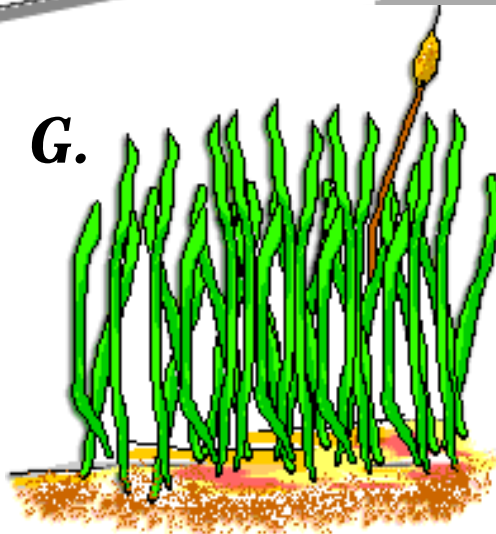
E.



F.



G.



H.



Beyond: Use each word in FILE 1 in a complete sentence.

Challenge: Use each word in FILE 2 in question.



Practice typing quickly and accurately. To begin, clear FILE 1 and FILE 2 on your AlphaSmart. To clear a file, first press the file key and then press the clear file key. Answer 'Y' (for "yes") to the prompt.



Before you begin, place your fingers on the home rows. Type as many words as you can from each list during the time allowed. Start typing when directed to do so by the teacher. Stop when you hear the bell.

Time Limit: **minutes**



Relatives

mother
father
sister
brother
aunt
uncle

grandparents
grandmother
grandfather
niece
nephew
cousin



Heritage

heritage
ancestors
ethnic
homeland
nationality
immigration

ocean
country
language
customs
traditions
holidays

	Number of Words	Number Correct
FILE 1		
FILE 2		

Beyond: Add more words about relatives. Then type them into FILE 1.

Challenge: Add more words about heritage. Then type them into FILE 2.

Warm Up

All About Me



Practice typing quickly and accurately. To begin, clear FILE 3 and FILE 4 on your AlphaSmart. To clear a file, first press the file key and then press the clear file key. Answer 'Y' (for "yes") to the prompt.



Before you begin, place your fingers on the home rows. Type as many words as you can in each list during the time allowed. Start typing when directed to do so by the teacher. Stop when you hear the bell.

Time Limit: **minutes**



Personality

friendly
outgoing
kind
generous
quiet
thoughtful

considerate
unselfish
witty
funny
silly
delightful



Daily Life

chores
school
subjects
assignments
recess
class

books
television
radio
computer
mail
email

Beyond: Add more words about personality. Then type them into FILE 1.

Challenge: Add more words about daily life. Then type them into FILE 2.

	Number of Words	Number Correct
FILE 3		
FILE 4		

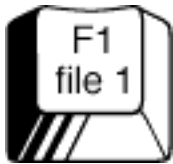


Practice typing quickly and accurately. To begin, clear FILE 1 and FILE 2 on your AlphaSmart. To clear a file, first press the file key and then press the clear file key. Answer 'Y' (for "yes") to the prompt.



Before you begin, place your fingers on the home rows. Type as many words as you can in each list during the time allowed. Start typing when directed to do so by the teacher. Stop when you hear the bell.

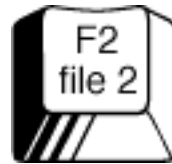
Time Limit: **minutes**



Desert

dry
hot
sun
snakes
reptiles
cactus

arid
barren
sandy
camels
tarantula
oasis



Rainforest

wet
humid
rain
monkeys
ants
ferns

moist
raindrops
waterfall
leopard
canopy
understory

	Number of Words	Number Correct
FILE 1		
FILE 2		

Beyond: Return to the words in the file and type a definition for each word.

Challenge: Compose one sentence using some of the words in one file.

Warm Up

Animals and their Habitats

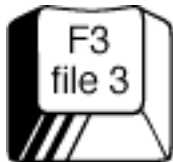
Practice typing quickly and accurately. To begin, clear FILE 3 and FILE 4 on your AlphaSmart. To clear a file, first press the file key and then press the clear file key. Answer 'Y' (for "yes") to the prompt.



Before you begin place your fingers on the home rows. Type as many words as you can in each list during the time allowed. Start typing when directed to do so by the teacher. Stop when you hear the bell.



Time Limit: **minutes**



Ocean

water
salt
clouds
whales
dolphins
coral

sunshine
waves
precipitation
sharks
plankton
amoeba



Savanna

warm
grass
flat
deer
antelope
rabbits

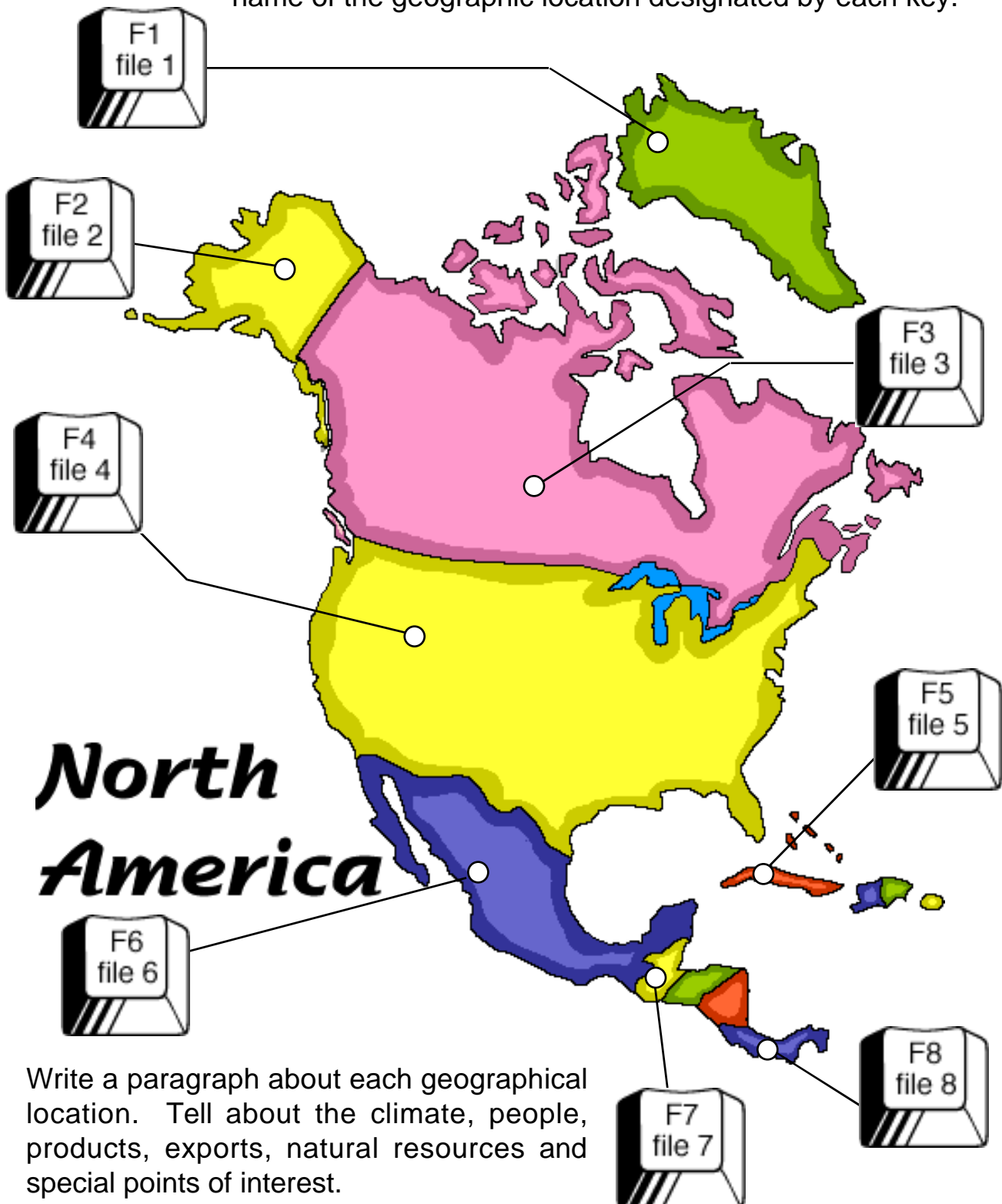
grassland
woodland
tropics
seasonal rainfall
scattered trees
grazing

Beyond: Return to the words in the file and type a definition for each word.

Challenge: Compose a paragraph using all the words in FILE 1 or 2.

	Number of Words	Number Correct
FILE 3		
FILE 4		

Clear FILE 1 through FILE 8 on your AlphaSmart. Enter the name of the geographical location designated by each key.

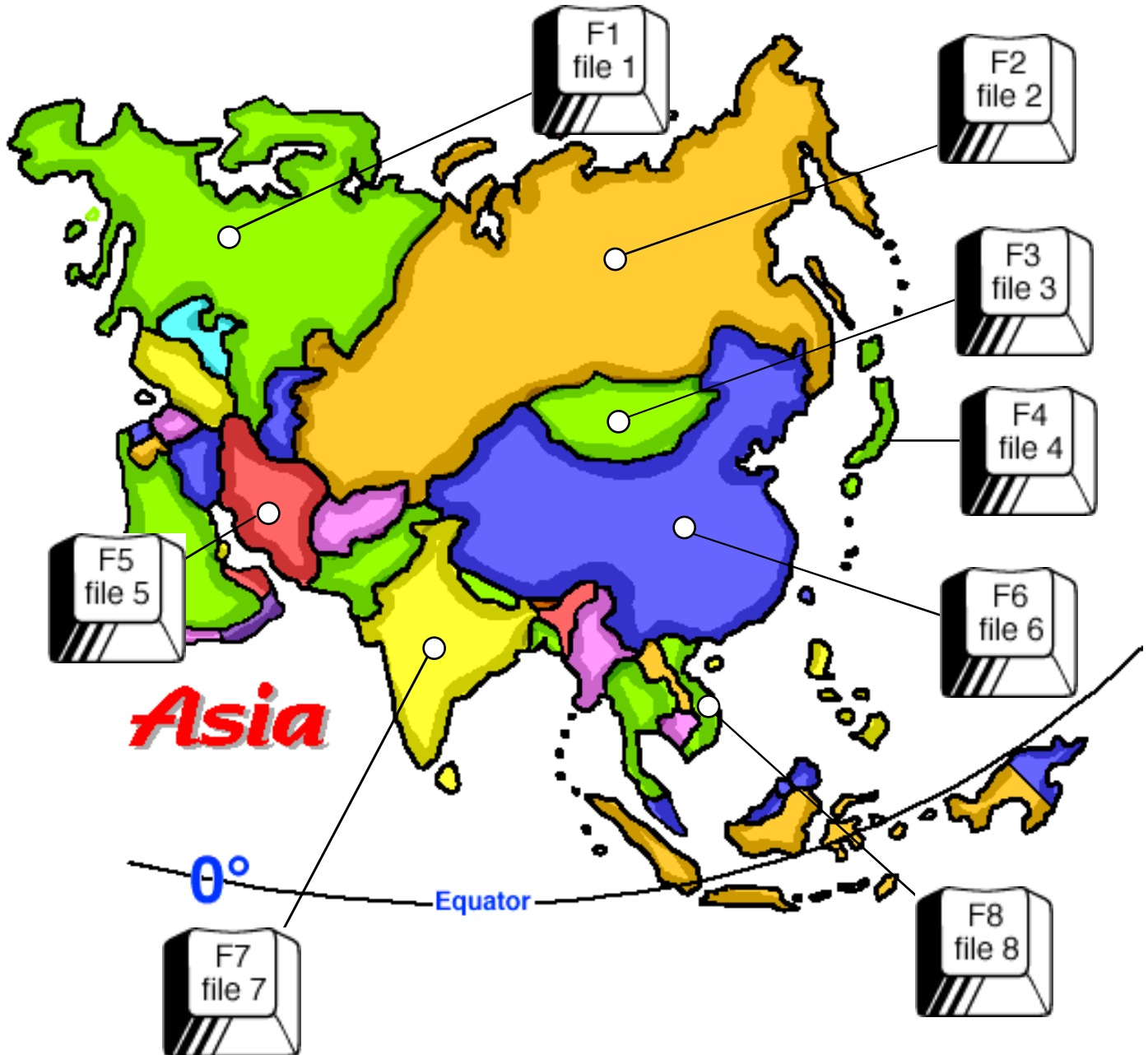


Write a paragraph about each geographical location. Tell about the climate, people, products, exports, natural resources and special points of interest.

Continents

Traveling Around the World

Clear FILE 1 through FILE 8 on your AlphaSmart. Enter the name of the geographic location designated by each key.



Write a paragraph about each geographical location. Tell about the climate, people, products, exports, natural resources and special points of interest.

Plan the Setting

In what country does the folktale take place?

Plan the Plot of the Folktale

What is the character doing in the story?

Compose the Folktale

Now use your notes to write your legend.

Check your Folktale



Spell check FILE 2.



Print a draft of the fable by printing FILE 2.

- Did you start all sentences with a capital letter?
- Did you start all proper names with a capital letter?
- Did you use commas properly, such as in a list, between the city and the state, and after the day in the date?
- Did you use a period to end a telling sentence?
- Did you use a question mark to end an asking sentence?



Finish your Folktale

Export FILE 2 to a wordprocessor and add graphics.